

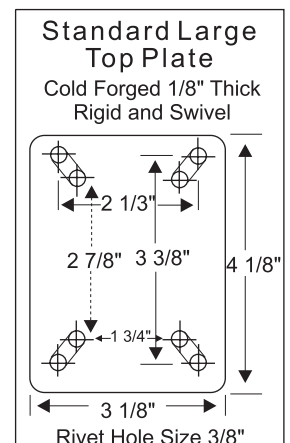
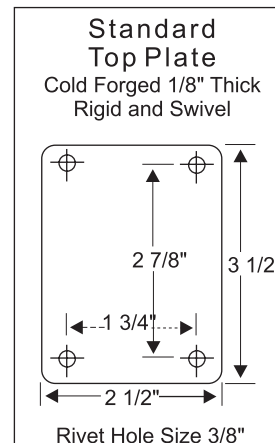
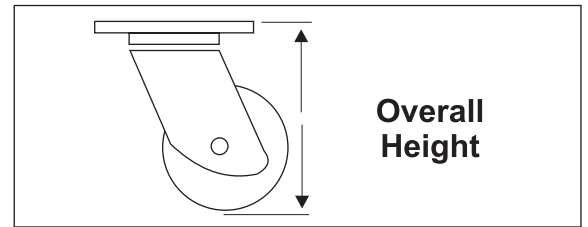
LIGHT/MEDIUM DUTY STEEL CASTER

APPLICATIONS:

Excellent for high capacity, sustains sharp impacts while under full load, long wearing. Dollies, parts bins, portable storage racks, lighter general duty use, rolling tool boxes.

SPECIFICATIONS:

- SWIVEL:** Two rows of ball bearings in hardened raceways.
- FORK:** 1/8" formed steel plate,
- AXLE:** 1/4" diameter bolt & nut for small plate;
3/8" diameter bolt & nut for large plate.
- FINISH:** Chrome or Zinc Plated.



Part #	Description	Packing (PC)	Overall Height (inches)	Weight (LB)	Capacity (LB)
S5×1.25ST	5"×1 1/4"Small Plate Steel Swivel	500	6"	4 1/2	400
R5×1.25ST	5"×1 1/4"Small Plate Steel Rigid	500	6"	4	400
S4×1.25ST	4"×1 1/4"Small Plate Steel Swivel	800	5"	3 1/2	350
R4×1.25ST	4"×1 1/4"Small Plate Steel Rigid	800	5"	3	350
S3×1.25ST	3"×1 1/4"Small Plate Steel Swivel	1200	4"	3	275
R3×1.25ST	3"×1 1/4"Small Plate Steel Rigid	1200	4"	2 1/2	275
LS5×1.25ST	5"×1 1/4"Large Plate Steel Swivel	500	6"	4 3/4	400
LR5×1.25ST	5"×1 1/4"Large Plate Steel Rigid	500	6"	4	400
LS4×1.25ST	4"×1 1/4"Large Plate Steel Swivel	800	5"	3 3/4	350
LR4×1.25ST	4"×1 1/4"Large Plate Steel Rigid	800	5"	3	350
LS3×1.25ST	3"×1 1/4"Large Plate Steel Swivel	1200	4"	3 1/4	275
LR3×1.25ST	3"×1 1/4"Large Plate Steel Rigid	1200	4"	2 3/4	275

